

ICA - John Nash Hall

The prestigious Nash and Brandon Rooms have balconies with spectacular views of the Mall, Big Ben and the London Eye. On the first floor of the ICA, these grade 1 listed rooms retain many original cornicing and features by their architect John Nash. In contrast to the contemporary design of the rest of the building, these beautiful rooms are regency in style with elegant period features. Both of these can open in to one and a small Ante room joins the two together which is reached from a grand stair case and their own private entrance. The Nash room is 75.6 sqm and the Brandon is 62.56 sqm. The small Ante room is 15 sqm.





image not found

https://res.cloudinary.com/dbbk051qm/image/upload/w_881,h_1320,c_fill,q_auto/f_auto/v1/chm/locations/ICA/art_hall_11.02.22/ICA_London_The_Brandon_Room1_Â©Rob_Battersby19.jpg



ICA - John Nash Hall

The prestigious Nash and Brandon Rooms have balconies with spectacular views of the Mill, Big Ben and the London Eye. On the first floor of the ICA, these grade 1 listed rooms retain many original corning and features by their architect John Nash. In contrast to the contemporary design of the rest of the building, these beautiful rooms are regency in style with elegant period features. Both of these can open in to one and a small Ante room joins the two together which is reached from a grand stair case and their own private entrance. The Nash room is 75.6 sqm and the Brandon is 62.56 sqm. The small Ante room is 15 sqm.


CAROLHAYES
MANAGEMENT

020 7482 1555

www.carolhayesmanagement.co.uk

image not found

https://res.cloudinary.com/dbbk051qm/image/upload/w_881,h_1320,c_fill,q_auto/f_auto/v1/chm/locations/ICA/art_hall_11.02.22/ICA_London_The_Brandon_Room_Â©Rob_Battersby19.jpg



ICA - John Nash Hall

The prestigious Nash and Brandon Rooms have balconies with spectacular views of the Mill, Big Ben and the London Eye. On the first floor of the ICA, these grade 1 listed rooms retain many original corning and features by their architect John Nash. In contrast to the contemporary design of the rest of the building, these beautiful rooms are regency in style with elegant period features. Both of these can open in to one and a small Ante room joins the two together which is reached from a grand stair case and their own private entrance. The Nash room is 75.6 sqm and the Brandon is 62.56 sqm. The small Ante room is 15 sqm.


CAROLHAYES
MANAGEMENT

020 7482 1555

www.carolhayesmanagement.co.uk

image not found

https://res.cloudinary.com/dbbk051qm/image/upload/w_881,h_1320,c_fill,q_auto/f_auto/v1/chm/locations/ICA/art_hall_11.02.22/ICA_London_The_Nash_Room1Â©Rob_Battersby18.jpg



ICA - John Nash Hall

The prestigious Nash and Brandon Rooms have balconies with spectacular views of the Mill, Big Ben and the London Eye. On the first floor of the ICA, these grade 1 listed rooms retain many original corning and features by their architect John Nash. In contrast to the contemporary design of the rest of the building, these beautiful rooms are regency in style with elegant period features. Both of these can open in to one and a small Ante room joins the two together which is reached from a grand stair case and their own private entrance. The Nash room is 75.6 sqm and the Brandon is 62.56 sqm. The small Ante room is 15 sqm.


CAROLHAYES
MANAGEMENT

020 7482 1555

www.carolhayesmanagement.co.uk

image not found

https://res.cloudinary.com/dbbk051qm/image/upload/w_881,h_1320,c_fill,q_auto/f_auto/v1/chm/locations/ICA/art_hall_11.02.22/ICA_London_The_Nash_Room_Windows@Rob_Battersby18.jpg



ICA - John Nash Hall

The prestigious Nash and Brandon Rooms have balconies with spectacular views of the Mill, Big Ben and the London Eye. On the first floor of the ICA, these grade 1 listed rooms retain many original cornicing and features by their architect John Nash. In contrast to the contemporary design of the rest of the building, these beautiful rooms are regency in style with elegant period features. Both of these can open in to one and a small Ante room joins the two together which is reached from a grand stair case and their own private entrance. The Nash room is 75.6 sqm and the Brandon is 62.56 sqm. The small Ante room is 15 sqm.


CAROL HAYES
MANAGEMENT

020 7482 1555

www.carolhayesmanagement.co.uk

image not found

https://res.cloudinary.com/dbbk051qm/image/upload/w_881,h_1320,c_fill,q_auto/f_auto/v1/chm/locations/ICA/art_hall_11.02.22/ICA_London_The_Nash_Room©Rob_Battersby18.jpg



ICA - John Nash Hall

The prestigious Nash and Brandon Rooms have balconies with spectacular views of the Mill, Big Ben and the London Eye. On the first floor of the ICA, these grade 1 listed rooms retain many original cornicing and features by their architect John Nash. In contrast to the contemporary design of the rest of the building, these beautiful rooms are regency in style with elegant period features. Both of these can open in to one and a small Ante room joins the two together which is reached from a grand stair case and their own private entrance. The Nash room is 75.6 sqm and the Brandon is 62.56 sqm. The small Ante room is 15 sqm.

CAROLHAYES
MANAGEMENT

020 7482 1555

www.carolhayesmanagement.co.uk