

Garden House - Northampton

Garden House is a contemporary five bedroom country house set in the garden of a grade II listed 16th century farmhouse nestled behind a grade II* medieval church at the edge of a village within a conservation area. The T-shaped form of the house reflects the neighbouring cottage and creates a walled courtyard garden to the north as the entry to the house. The dwelling is positioned in the plot to create a generous south-facing garden with long vistas across open countryside. The design is inspired by traditional rural barns with features such as long, parallel, timber clad forms, as a simple and clear architectural idea that makes natural associations with the surrounding area. The property comprises of a large open plan living area (including living, kitchen and dining areas) with 180-degree glass walls connecting to the outside garden (all retractable), with a ground floor study/bedroom and bathroom. A generous double garage and utility area. The first floor comprises a master bedroom suite with large bath/shower room, dressing room and en suite. 3 further bedrooms (1 en suite) and a family bathroom. Large gardens



020 7482 1555

www.carolhayesmanagement.co.uk



Garden House - Northampton

Garden House is a contemporary five bedroom country house set in the garden of a grade I listed 16th century barn house, nestled behind a grade II* medieval church at the edge of a village within a conservation area. The T-shaped form of the house reflects the neighbouring cottage and creates a walled courtyard garden to the north as the entry to the house. The dwelling is positioned in the plot to create a generous south-facing garden with long vistas across open countryside. The design is inspired by traditional rural barns with features such as long, parallel, timber clad forms, as a simple and clear architectural idea that makes natural

CAROL HAYES
MANAGEMENT

020 7482 1555

www.carolhayesmanagement.co.uk



Garden House - Northampton

Garden House is a contemporary five bedroom country house set in the garden of a grade II listed 16th century barn house, nestled behind a grade II* medieval church at the edge of a village within a conservation area. The T-shaped form of the house reflects the neighbouring cottage and creates a walled courtyard garden to the north as the entry to the house. The dwelling is positioned in the plot to create a generous south-facing garden with long vistas across open countryside. The design is inspired by traditional rural barns with features such as long, parallel, timber clad forms, as a simple and clear architectural idea that makes natural

CAROL HAYES
MANAGEMENT

020 7482 1555

www.carolhayesmanagement.co.uk



Garden House - Northampton

Garden House is a contemporary five bedroom country house set in the garden of a grade I listed 16th century farm house, nestled behind a grade II* medieval church at the edge of a village within a conservation area. The T-shaped form of the house reflects the neighbouring cottage and creates a walled courtyard garden to the north as the entry to the house. The dwelling is positioned in the plot to create a generous south-facing garden with long vistas across open countryside. The design is inspired by traditional rural barns with features such as long, parallel, timber clad forms, as a simple and clear architectural idea that makes natural

CAROL HAYES
MANAGEMENT

020 7482 1555

www.carolhayesmanagement.co.uk



Garden House - Northampton

Garden House is a contemporary five bedroom country house set in the garden of a grade II listed 16th century barn house, nestled behind a grade II* medieval church at the edge of a village within a conservation area. The T-shaped form of the house reflects the neighbouring cottage and creates a walled courtyard garden to the north as the entry to the house. The dwelling is positioned in the plot to create a generous south-facing garden with long vistas across open countryside. The design is inspired by traditional rural barns with features such as long, parallel, timber clad forms, as a simple and clear architectural idea that makes natural

CAROL HAYES
MANAGEMENT

020 7482 1555

www.carolhayesmanagement.co.uk



Garden House - Northampton

Garden House is a contemporary five bedroom country house set in the garden of a grade I listed 16th century farm house, nestled behind a grade II* medieval church at the edge of a village within a conservation area. The T-shaped form of the house reflects the neighbouring cottage and creates a walled courtyard garden to the north as the entry to the house. The dwelling is positioned in the plot to create a generous south-facing garden with long vistas across open countryside. The design is inspired by traditional rural barns with features such as long, parallel, timber clad forms, as a simple and clear architectural idea that makes natural

CAROL HAYES
MANAGEMENT

020 7482 1555

www.carolhayesmanagement.co.uk



Garden House - Northampton

Garden House is a contemporary five bedroom country house set in the garden of a grade II listed 16th century barn house, nestled behind a grade II* medieval church at the edge of a village within a conservation area. The T-shaped form of the house reflects the neighbouring cottage and creates a walled courtyard garden to the north as the entry to the house. The dwelling is positioned in the plot to create a generous south-facing garden with long vistas across open countryside. The design is inspired by traditional rural barns with features such as long, parallel, timber clad forms, as a simple and clear architectural idea that makes natural

CAROL HAYES
MANAGEMENT

020 7482 1555

www.carolhayesmanagement.co.uk



Garden House - Northampton

Garden House is a contemporary five bedroom country house set in the garden of a grade II listed 16th century barn house, nestled behind a grade II* medieval church at the edge of a village within a conservation area. The T-shaped form of the house reflects the neighbouring cottage and creates a walled courtyard garden to the north as the entry to the house. The dwelling is positioned in the plot to create a generous south-facing garden with long vistas across open countryside. The design is inspired by traditional rural barns with features such as long, parallel, timber clad forms, as a simple and clear architectural idea that makes natural

CAROL HAYES
MANAGEMENT

020 7482 1555

www.carolhayesmanagement.co.uk



Garden House - Northampton

Garden House is a contemporary five bedroom country house set in the garden of a grade I listed 16th century barn house, nestled behind a grade II* medieval church at the edge of a village within a conservation area. The T-shaped form of the house reflects the neighbouring cottage and creates a walled courtyard garden to the north as the entry to the house. The dwelling is positioned in the plot to create a generous south-facing garden with long vistas across open countryside. The design is inspired by traditional rural barns with features such as long, parallel, timber clad forms, as a simple and clear architectural idea that makes natural

CAROL HAYES
MANAGEMENT

020 7482 1555

www.carolhayesmanagement.co.uk



Garden House - Northampton

Garden House is a contemporary five bedroom country house set in the garden of a grade I listed 16th century farm house, nestled behind a grade II* medieval church at the edge of a village within a conservation area. The T-shaped form of the house reflects the neighbouring cottage and creates a walled courtyard garden to the north as the entry to the house. The dwelling is positioned in the plot to create a generous south-facing garden with long vistas across open countryside. The design is inspired by traditional rural barns with features such as long, parallel, timber clad forms, as a simple and clear architectural idea that makes natural

CAROL HAYES
MANAGEMENT

020 7482 1555

www.carolhayesmanagement.co.uk



Garden House - Northampton

Garden House is a contemporary five bedroom country house set in the garden of a grade I listed 16th century farm house, nestled behind a grade II* medieval church at the edge of a village within a conservation area. The T-shaped form of the house reflects the neighbouring cottage and creates a walled courtyard garden to the north as the entry to the house. The dwelling is positioned in the plot to create a generous south-facing garden with long vistas across open countryside. The design is inspired by traditional rural barns with features such as long, parallel, timber clad forms, as a simple and clear architectural idea that makes natural

CAROL HAYES
MANAGEMENT

020 7482 1555

www.carolhayesmanagement.co.uk




Garden House - Northampton

Garden House is a contemporary five bedroom country house set in the garden of a grade I listed 16th century farm house, nestled behind a grade II* medieval church at the edge of a village within a conservation area. The T-shaped form of the house reflects the neighbouring cottage and creates a walled courtyard garden to the north as the entry to the house. The dwelling is positioned in the plot to create a generous south-facing garden with long vistas across open countryside. The design is inspired by traditional rural barns with features such as long, parallel, timber clad forms, as a simple and clear architectural idea that makes natural

CAROL HAYES
MANAGEMENT

020 7482 1555

www.carolhayesmanagement.co.uk



Garden House - Northampton

Garden House is a contemporary five bedroom country house set in the garden of a grade II listed 16th century farm house, nestled behind a grade II* medieval church at the edge of a village within a conservation area. The T-shaped form of the house reflects the neighbouring cottage and creates a walled courtyard garden to the north as the entry to the house. The dwelling is positioned in the plot to create a generous south-facing garden with long vistas across open countryside. The design is inspired by traditional rural barns with features such as long, parallel, timber clad forms, as a simple and clear architectural idea that makes natural

CAROL HAYES
MANAGEMENT

020 7482 1555

www.carolhayesmanagement.co.uk



Garden House - Northampton

Garden House is a contemporary five bedroom country house set in the garden of a grade II listed 16th century farm house, nestled behind a grade II* medieval church at the edge of a village within a conservation area. The T-shaped form of the house reflects the neighbouring cottage and creates a walled courtyard garden to the north as the entry to the house. The dwelling is positioned in the plot to create a generous south-facing garden with long vistas across open countryside. The design is inspired by traditional rural barns with features such as long, parallel, timber clad forms, as a simple and clear architectural idea that makes natural


CAROL HAYES
MANAGEMENT

020 7482 1555

www.carolhayesmanagement.co.uk

image not found

https://res.cloudinary.com/dbbk051qm/image/upload/w_881,h_1320,c_fill,q_auto/f_auto/v1/chm/locations/Garden_House/Greenaway_Architecture_Garden_House_Photo_Internal_Log_Burner.jpg



Garden House - Northampton

Garden House is a contemporary five bedroom country house set in the garden of a grade II listed 16th century farm house, nestled behind a grade II* medieval church at the edge of a village within a conservation area. The T-shaped form of the house reflects the neighbouring cottage and creates a walled courtyard garden to the north as the entry to the house. The dwelling is positioned in the plot to create a generous south-facing garden with long vistas across open countryside. The design is inspired by traditional rural barns with features such as long, parallel, timber clad forms, as a simple and clear architectural idea that makes natural

CAROL HAYES
MANAGEMENT

020 7482 1555

www.carolhayesmanagement.co.uk



Garden House - Northampton

Garden House is a contemporary five bedroom country house set in the garden of a grade I listed 16th century barn house, nestled behind a grade II* medieval church at the edge of a village within a conservation area. The T-shaped form of the house reflects the neighbouring cottage and creates a walled courtyard garden to the north as the entry to the house. The dwelling is positioned in the plot to create a generous south-facing garden with long vistas across open countryside. The design is inspired by traditional rural barns with features such as long, parallel, timber clad forms, as a simple and clear architectural idea that makes natural

CAROL HAYES
MANAGEMENT

020 7482 1555

www.carolhayesmanagement.co.uk



Garden House - Northampton

Garden House is a contemporary five bedroom country house set in the garden of a grade I listed 16th century farm house, nestled behind a grade II* medieval church at the edge of a village within a conservation area. The T-shaped form of the house reflects the neighbouring cottage and creates a walled courtyard garden to the north as the entry to the house. The dwelling is positioned in the plot to create a generous south-facing garden with long vistas across open countryside. The design is inspired by traditional rural barns with features such as long, parallel, timber clad forms, as a simple and clear architectural idea that makes natural

CAROL HAYES
MANAGEMENT

020 7482 1555

www.carolhayesmanagement.co.uk



Garden House - Northampton

Garden House is a contemporary five bedroom country house set in the garden of a grade I listed 16th century barn house, nestled behind a grade II* medieval church at the edge of a village within a conservation area. The T-shaped form of the house reflects the neighbouring cottage and creates a walled courtyard garden to the north as the entry to the house. The dwelling is positioned in the plot to create a generous south-facing garden with long vistas across open countryside. The design is inspired by traditional rural barns with features such as long, parallel, timber clad forms, as a simple and clear architectural idea that makes natural

CAROLHAYES
MANAGEMENT

020 7482 1555

www.carolhayesmanagement.co.uk



Garden House - Northampton

Garden House is a contemporary five bedroom country house set in the garden of a grade I listed 16th century barn house, nestled behind a grade II* medieval church at the edge of a village within a conservation area. The T-shaped form of the house reflects the neighbouring cottage and creates a walled courtyard garden to the north as the entry to the house. The dwelling is positioned in the plot to create a generous south-facing garden with long vistas across open countryside. The design is inspired by traditional rural barns with features such as long, parallel, timber clad forms, as a simple and clear architectural idea that makes natural

CAROL HAYES
MANAGEMENT

020 7482 1555

www.carolhayesmanagement.co.uk



Garden House - Northampton

Garden House is a contemporary five bedroom country house set in the garden of a grade I listed 16th century farm house, nestled behind a grade II* medieval church at the edge of a village within a conservation area. The T-shaped form of the house reflects the neighbouring cottage and creates a walled courtyard garden to the north as the entry to the house. The dwelling is positioned in the plot to create a generous south-facing garden with long vistas across open countryside. The design is inspired by traditional rural barns with features such as long, parallel, timber clad forms, as a simple and clear architectural idea that makes natural

CAROL HAYES
MANAGEMENT

020 7482 1555

www.carolhayesmanagement.co.uk




Garden House - Northampton

Garden House is a contemporary five bedroom country house set in the garden of a grade I listed 16th century farm house, nestled behind a grade II* medieval church at the edge of a village within a conservation area. The T-shaped form of the house reflects the neighbouring cottage and creates a walled courtyard garden to the north as the entry to the house. The dwelling is positioned in the plot to create a generous south-facing garden with long vistas across open countryside. The design is inspired by traditional rural barns with features such as long, parallel, timber clad forms, as a simple and clear architectural idea that makes natural

CAROL HAYES
MANAGEMENT

020 7482 1555

www.carolhayesmanagement.co.uk



Garden House - Northampton

Garden House is a contemporary five bedroom country house set in the garden of a grade I listed 16th century barn house, nestled behind a grade II* medieval church at the edge of a village within a conservation area. The T-shaped form of the house reflects the neighbouring cottage and creates a walled courtyard garden to the north as the entry to the house. The dwelling is positioned in the plot to create a generous south-facing garden with long vistas across open countryside. The design is inspired by traditional rural barns with features such as long, parallel, timber clad forms, as a simple and clear architectural idea that makes natural

CAROL HAYES
MANAGEMENT

020 7482 1555

www.carolhayesmanagement.co.uk



Garden House - Northampton

Garden House is a contemporary five bedroom country house set in the garden of a grade I listed 16th century barn house, nestled behind a grade II* medieval church at the edge of a village within a conservation area. The T-shaped form of the house reflects the neighbouring cottage and creates a walled courtyard garden to the north as the entry to the house. The dwelling is positioned in the plot to create a generous south-facing garden with long vistas across open countryside. The design is inspired by traditional rural barns with features such as long, parallel, timber clad forms, as a simple and clear architectural idea that makes natural

CAROL HAYES
MANAGEMENT

020 7482 1555

www.carolhayesmanagement.co.uk




Garden House - Northampton

Garden House is a contemporary five bedroom country house set in the garden of a grade I listed 16th century barn house, nestled behind a grade II* medieval church at the edge of a village within a conservation area. The T-shaped form of the house reflects the neighbouring cottage and creates a walled courtyard garden to the north as the entry to the house. The dwelling is positioned in the plot to create a generous south-facing garden with long vistas across open countryside. The design is inspired by traditional rural barns with features such as long, parallel, timber clad forms, as a simple and clear architectural idea that makes natural

CAROL HAYES
MANAGEMENT

020 7482 1555

www.carolhayesmanagement.co.uk



Garden House - Northampton

Garden House is a contemporary five bedroom country house set in the garden of a grade I listed 16th century barn house, nestled behind a grade II* medieval church at the edge of a village within a conservation area. The T-shaped form of the house reflects the neighbouring cottage and creates a walled courtyard garden to the north as the entry to the house. The dwelling is positioned in the plot to create a generous south-facing garden with long vistas across open countryside. The design is inspired by traditional rural barns with features such as long, parallel, timber clad forms, as a simple and clear architectural idea that makes natural

CAROL HAYES
MANAGEMENT

020 7482 1555

www.carolhayesmanagement.co.uk



Garden House - Northampton

Garden House is a contemporary five bedroom country house set in the garden of a grade II listed 16th century barn house, nestled behind a grade II* medieval church at the edge of a village within a conservation area. The T-shaped form of the house reflects the neighbouring cottage and creates a walled courtyard garden to the north as the entry to the house. The dwelling is positioned in the plot to create a generous south-facing garden with long vistas across open countryside. The design is inspired by traditional rural barns with features such as long, parallel, timber clad forms, as a simple and clear architectural idea that makes natural

CAROL HAYES
MANAGEMENT

020 7482 1555

www.carolhayesmanagement.co.uk



Garden House - Northampton

Garden House is a contemporary five bedroom country house set in the garden of a grade I listed 16th century farm house, nestled behind a grade II* medieval church at the edge of a village within a conservation area. The T-shaped form of the house reflects the neighbouring cottage and creates a walled courtyard garden to the north as the entry to the house. The dwelling is positioned in the plot to create a generous south-facing garden with long vistas across open countryside. The design is inspired by traditional rural barns with features such as long, parallel, timber clad forms, as a simple and clear architectural idea that makes natural

CAROL HAYES
MANAGEMENT

020 7482 1555

www.carolhayesmanagement.co.uk



Garden House - Northampton

Garden House is a contemporary five bedroom country house set in the garden of a grade I listed 16th century farm house, nestled behind a grade II* medieval church at the edge of a village within a conservation area. The T-shaped form of the house reflects the neighbouring cottage and creates a walled courtyard garden to the north as the entry to the house. The dwelling is positioned in the plot to create a generous south-facing garden with long vistas across open countryside. The design is inspired by traditional rural barns with features such as long, parallel, timber clad forms, as a simple and clear architectural idea that makes natural

CAROL HAYES
MANAGEMENT

020 7482 1555

www.carolhayesmanagement.co.uk



Garden House - Northampton

Garden House is a contemporary five bedroom country house set in the garden of a grade I listed 16th century barn house, nestled behind a grade II* medieval church at the edge of a village within a conservation area. The T-shaped form of the house reflects the neighbouring cottage and creates a walled courtyard garden to the north as the entry to the house. The dwelling is positioned in the plot to create a generous south-facing garden with long vistas across open countryside. The design is inspired by traditional rural barns with features such as long, parallel, timber clad forms, as a simple and clear architectural idea that makes natural

CAROL HAYES
MANAGEMENT

020 7482 1555

www.carolhayesmanagement.co.uk



Garden House - Northampton

Garden House is a contemporary five bedroom country house set in the garden of a grade I listed 16th century farmhouse, nestled behind a grade II* medieval church at the edge of a village within a conservation area. The T-shaped form of the house reflects the neighbouring cottage and creates a walled courtyard garden to the north as the entry to the house. The dwelling is positioned in the plot to create a generous south-facing garden with long vistas across open countryside. The design is inspired by traditional rural barns with features such as long, parallel, timber clad forms, as a simple and clear architectural idea that makes natural

CAROL HAYES
MANAGEMENT

020 7482 1555

www.carolhayesmanagement.co.uk



Garden House - Northampton

Garden House is a contemporary five bedroom country house set in the garden of a grade I listed 16th century barn house, nestled behind a grade II* medieval church at the edge of a village within a conservation area. The T-shaped form of the house reflects the neighbouring cottage and creates a walled courtyard garden to the north as the entry to the house. The dwelling is positioned in the plot to create a generous south-facing garden with long vistas across open countryside. The design is inspired by traditional rural barns with features such as long, parallel, timber clad forms, as a simple and clear architectural idea that makes natural

CAROL HAYES
MANAGEMENT

020 7482 1555

www.carolhayesmanagement.co.uk



Garden House - Northampton

Garden House is a contemporary five bedroom country house set in the garden of a grade I listed 16th century farm house, nestled behind a grade II* medieval church at the edge of a village within a conservation area. The T-shaped form of the house reflects the neighbouring cottage and creates a walled courtyard garden to the north as the entry to the house. The dwelling is positioned in the plot to create a generous south-facing garden with long vistas across open countryside. The design is inspired by traditional rural barns with features such as long, parallel, timber clad forms, as a simple and clear architectural idea that makes natural

CAROL HAYES
MANAGEMENT

020 7482 1555

www.carolhayesmanagement.co.uk



Garden House - Northampton

Garden House is a contemporary five bedroom country house set in the garden of a grade I listed 16th century farmhouse, nestled behind a grade II* medieval church at the edge of a village within a conservation area. The T-shaped form of the house reflects the neighbouring cottage and creates a walled courtyard garden to the north as the entry to the house. The dwelling is positioned in the plot to create a generous south-facing garden with long vistas across open countryside. The design is inspired by traditional rural barns with features such as long, parallel, timber clad forms, as a simple and clear architectural idea that makes natural

CAROL HAYES
MANAGEMENT

020 7482 1555

www.carolhayesmanagement.co.uk



Garden House - Northampton

Garden House is a contemporary five bedroom country house set in the garden of a grade II listed 16th century farm house, nestled behind a grade II* medieval church at the edge of a village within a conservation area. The T-shaped form of the house reflects the neighbouring cottage and creates a walled courtyard garden to the north as the entry to the house. The dwelling is positioned in the plot to create a generous south-facing garden with long vistas across open countryside. The design is inspired by traditional rural barns with features such as long, parallel, timber clad forms, as a simple and clear architectural idea that makes natural

CAROL HAYES
MANAGEMENT

020 7482 1555

www.carolhayesmanagement.co.uk



Garden House - Northampton

Garden House is a contemporary five bedroom country house set in the garden of a grade I listed 16th century barn house, nestled behind a grade II* medieval church at the edge of a village within a conservation area. The T-shaped form of the house reflects the neighbouring cottage and creates a walled courtyard garden to the north as the entry to the house. The dwelling is positioned in the plot to create a generous south-facing garden with long vistas across open countryside. The design is inspired by traditional rural barns with features such as long, parallel, timber clad forms, as a simple and clear architectural idea that makes natural

CAROLHAYES
MANAGEMENT

020 7482 1555

www.carolhayesmanagement.co.uk



Garden House - Northampton

Garden House is a contemporary five bedroom country house set in the garden of a grade I listed 16th century barn house, nestled behind a grade II* medieval church at the edge of a village within a conservation area. The T-shaped form of the house reflects the neighbouring cottage and creates a walled courtyard garden to the north as the entry to the house. The dwelling is positioned in the plot to create a generous south-facing garden with long vistas across open countryside. The design is inspired by traditional rural barns with features such as long, parallel, timber clad forms, as a simple and clear architectural idea that makes natural

CAROL HAYES
MANAGEMENT

020 7482 1555

www.carolhayesmanagement.co.uk